

**Growing
Online
Learning**



*Welcome
Faculty Panel & Showcase*

McHenry County College

Meri Engel

Anne Humphrey

Moraine Valley Community College

Debra Guerrero

John Halliwell

Growing Online Learning



Please introduce yourself and describe your online teaching experience.

Growing Online Learning



How has your experience with emergency remote teaching impacted or improved the quality of your teaching practices?

Growing Online Learning



What advice would you share with a new online faculty member to help them ensure they have a quality online course?

Growing Online Learning



While teaching online, what is something that you are most proud of?

Faculty Showcase

Share techniques they are using to
engage and promote interaction
among online students

**Growing
Online
Learning**



Meri Engel

McHenry Country College

Automating Feedback

- Samples are in Canvas
- Programming course
 - If students can't get immediate feedback they are stuck
 - Practice assignments with solution videos
 - Solutions unlocked after initial hand in, you can see each attempt
 - Once they have submitted, they watch video
 - If not correct they fix and resubmit

Work to be done in order

Chapter 2 Input, Processing, and Output

Lock until


Prerequisites

[+ Add prerequisite](#)

Requirements

- Students must complete all of these requirements
 - Students must move through requirements in sequential order
- Student must complete one of these requirements

Chapter 02-01: Downl ▾	submit the assignment ▾	×
Chapter 2 lectures ▾	view the item ▾	×
Chapter 02-02: Downl ▾	submit the assignment ▾	×
Chapter 02-02 Exercis ▾	view the item ▾	×

Complete All Items  + ⋮

Video Feedback

Chapter 2 Exercise Solutions

The video player shows a Python script titled 'ch_2_exercises.py' with the following code:

```
20 # The dog says "woof!"
21 print('The dog says "woof!"')
22
23 # TODO 2.4 working with variables and printing their values
24 print("I'm 10, Section 2.4 printing variable values", "n" * 10)
25 # 1) Declare a variable named age, and set the initial value to your age
26 # 2) Print the variable value
27 # 3) Print the variable value with a space and the variable value, example: age 25
28 # 4) Print the variable value with a space and the variable value: age 42
29
30 # TODO 2.6 keyboard input
31
```

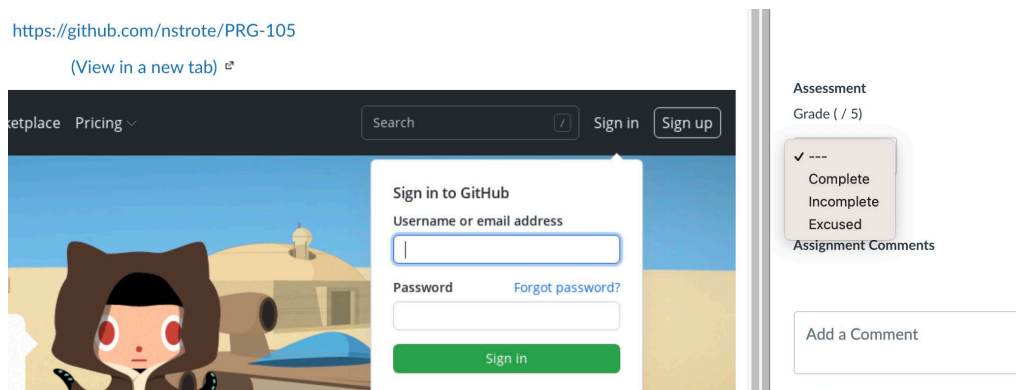
The terminal output shows the following results:

```
ch_2_exercises
***** Section 2.4 printing variable values *****
***** Section 2.6 keyboard input *****
***** Section 2.6-2.7 numeric input and calculations *****
***** Section 2.7 performing calculations *****
***** Section 2.7 data conversion *****
.. 2 * 2 = 4
```

The video player interface includes a 'Watch later' button, a 'Share' button, and a 'Watch on YouTube' button. The video title is 'Prgr 105 exercise solutions chapter 2'.

Fix and resubmit

- These are pass/fail
- You can see all attempts to make sure that they are doing the work
- This stops students from getting stuck
- Low Stakes



**Growing
Online
Learning**



Anne Humphrey

McHenry Country College



**Growing Online Learning
2022**

Faculty Panel

Anne Humphrey

McHenry County College



Padlet: post examples across remote and f2f students, multiple sections, to engage

ANONYMOUS NOV 05, 2020 04:46PM

Schools who close again should offer in person learning to children with disabilities because without in person learning those children will suffer academically, lose social skills they have worked hard to maintain, and put a lot of pressure on their parents who will have to take over

ANONYMOUS NOV 05, 2020 02:44PM

The City of Woodstock's Transportation Commission should re-pave Raffle road in Woodstock, because of the school, park and neighborhoods surrounding it.

ANONYMOUS NOV 05, 2020 02:45PM

Cary Junior High school district 26 should propose a year round school year for the 2021-2022 school year so students can catch up because of COVID. It will help students be more consistent with learning, be less stressful for students and teachers, and cut down on summer brain fog.

ANONYMOUS NOV 05, 2020 02:44PM

Cassidy

McHenry park district should open more dog parks up to the community because it is a safe space for dogs to get exercise, can help improve both the owners and dogs mood, and it is a good opportunity to meet others in the community who share a love for dogs.

ANONYMOUS NOV 05, 2020 04:46PM

Dymitri

For the best interest of the students, schools should remain open for face to face classes because of the students mental health, students ability to learn, and students' social life.

ANONYMOUS NOV 05, 2020 04:46PM

Anthony Marino

The Village of Algonquin should build a sidewalk on Bunker Hill road as sidewalks lead to improved safety, mobility, and healthier communities.

ANONYMOUS NOV 05, 2020 02:43PM

The city mayor should ask to start getting the roads fixed up, they cause flats, the city money is being spent elsewhere, and tires are not cheap.

ANONYMOUS OCT 15, 2020 04:06PM

QUESTIONS ON SPECIFIC SENTENCES FROM POLISHED DRAFTS UNDERWAY

ANONYMOUS OCT 15, 2020 03:39PM

Zach I

Alternately, the MCC administration staff is pushing for in-person teaching.

ANONYMOUS OCT 15, 2020 03:38PM

Spencer

School started for Prairie Ridge and the kids are facing new challenges every day that protect them from COVID by preventing them from doing the things they used to do together



Cross-List sections: to create more activity, ideas, larger groups for shared sources



Dashboard



Published Courses (2)



Composition II Spring 2022
COMP II
Spring 2022



Phi Theta Kappa - Chi Upsilon Cha...
ΦΘΚ



Lots of Instructor
Personality:
professional while a little
personal, fun; encourage
student personality in profile
photos

instructor information

Hello!

I'm happy to be teaching this course! I love my job. My favorite part is getting to know students and seeing how students grow during their time at MCC.

Facts about me:

- I've been teaching in the community college for 20 years.
- I teach mostly English: Composition I and Composition II.
- I'm also active around the college in copyright issues and technology issues.
- My hobbies, when I have time for them, are sailing and tree farming!
- I check Canvas at least once a day even when on vacation. So send a message!

•My Education:

- St Charles High School, St. Charles, IL
- Northwestern University, Evanston, IL, B.S. Speech (Communication Studies)
- DePaul University, Chicago, IL, M.A. Writing
- University of Illinois: Illinois Online Network Program
 - Master of Online Teaching graduate certificate
 - Master of Online Learning Administration graduate certificate
 - Digital Accessibility for Educators graduate certificate
- Rockford University and Aurora University, assorted graduate courses in pedagogy
- University of Illinois, Champaign, IL, graduate coursework in educational technology and education reform



Sailing with friends is one of my main activities.



This is my alter-ego, Grammar Gal.

Upload a picture of yourself to your Canvas profile. It can be a picture of your face OR of some meaningful object, but don't change it during the semester. Try to include some personality such as reference to a hobby. NOTE: I purposefully let you upload a photo other than your face. I've twice been shut down from uploading non-face pictures, and I find it very judgmental. Here's one I wasn't allowed to use in a graduate course online:

It has personality and includes my hobby, sailing. I still love this as a profile picture!





Gotcha board: course improvement, humanization of instructor, reinforcement of course objective (editing)

EXTRA CREDIT: Gotcha! (report course errors -- get extra credit)

Post any problem in the course here, including links which don't work, videos which don't run, spelling or grammar errors on pages, or any other problems.

I will give a few extra credit points for useful and valid edits posted here at the end of the semester.

NOTE: This is only for errors in MY course pages, handouts, presentations, etc. I can't edit anything linked, so don't bother posting that.

NOTE: This assignment says zero points because it is extra credit.



**Growing Online Learning
2022
Faculty Panel
Anne Humphrey
McHenry County College**

Questions?

Comments
?

**Growing
Online
Learning**



Debra Guerrero

Moraine Valley Community College

Active learning

Students: We hate group projects! Can't you just tell us the answer?

Faculty: How do I engage students in an online environment?

If you make it happen in person, you can make it happen online!



Two part project

- Prepare sleep center staff for accreditation process
 - Explain accreditation standards and evidence of compliance
- Perform mock accreditation site visit
 - Determine and implement methods of measuring and assessing compliance

Benefits, results

- Increase inclusivity
- Experience the value of teams
- Exercise critical thinking
- Strengthen communication
- Develop presentation skills
- Enhance learning of the topic



**Growing
Online
Learning**



John Halliwell

Moraine Valley Community College

LANGUAGE LEARNING
&
DEVELOPMENTAL
EDUCATION

Intermediate Grammar 2

*Input
Output
Interaction*



Welcome to Intermediate Grammar 2!

Welcome to Grammar! I hope you and your family are safe and healthy.

I am really looking forward to studying with you and getting to know you this semester! I know that you will learn a lot in this course, and I definitely will, too. I hope that this class will really help your grammar and writing skills. Also, I LOVE grammar and I hope that you will enjoy it as much as I do!



Syllabus

Review the Syllabus.

Modules

Access Course Modules.

Discussions

Participate in Course Discussions.

Grades

Check your Grades.

Announcements

Review Announcements.

Intermediate Grammar 2

Input / Output

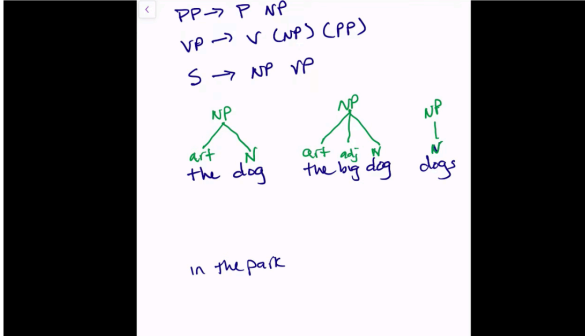
Lesson 2 - Growing Grammar Trees		Complete All Items
Lesson Overview		
Lesson 2 - Growing Grammar Trees Overview	View	
Lesson 2 - Class Plan	View	
Learning Materials		
Lesson 2 - Introduction to Grammar Trees & Noun Phrase Rules (video)	Mark done	
Lesson 2 - Preposition Phrase & Verb Phrase Rules (video)	Mark done	
Lesson 2 - Sentence Phrase Rules (video)	View	
Lesson 2 - Phrase Structure Rules Lecture Notes (pdf)	View	
Activities		
* Lesson 2 - Categories Review	32 pts Submit	
* Lesson 2 - Grammatical Functions Review	20 pts Submit	
* Lesson 2 - Basic Grammar Tree Assignment	20 pts Submit	
* Lesson 2 - Collaborative Tree Practice	0 pts	

Lesson 2 - Sentence Phrase Rules (video)

Introduction

In this video we will look at the largest group of phrases - sentences. We will talk about how to combine all the phrase we have created: Noun phrase, Preposition phrase, and Verb phrase.

Video



PP \rightarrow P NP
VP \rightarrow V (NP) (PP)
S \rightarrow NP VP

NP
art N
the dog

NP
art adj N
the big dog

NP
N
dog

in the park

Optional Resources

- Here is a helpful handout that gives the information from the Phrase Rules videos in an easy-to-read lecture notes format: [Phrase Rules Handout](#)
- Here is a summary of the structure rules and steps for drawing trees: [Basic Grammar Trees](#) ↓

Intermediate Grammar 2

Controlled Practice

Lesson 2 - Growing Grammar Trees Complete All Items

Lesson Overview

- Lesson 2 - Growing Grammar Trees Overview View
- Lesson 2 - Class Plan View

Learning Materials

- Lesson 2 - Introduction to Grammar Trees & Noun Phrase Rules (video) Mark done
- Lesson 2 - Preposition Phrase & Verb Phrase Rules (video) Mark done
- Lesson 2 - Sentence Phrase Rules (video) View
- Lesson 2 - Phrase Structure Rules Lecture Notes (pdf) View

Activities

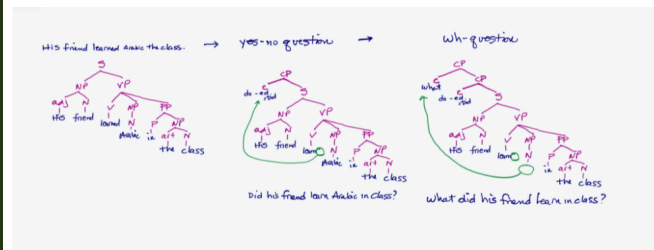
- Lesson 2 - Categories Review 12 pts | Submit
- Lesson 2 - Grammatical Functions Review 20 pts | Submit
- Lesson 2 - Basic Grammar Tree Assignment 20 pts | Submit
- Lesson 2 - Collaborative Tree Practice** 0 pts

★ Lesson 2 - Collaborative Tree Practice

Start Assignment

Due No Due Date Points 40 Submitting a file upload

Basic Grammar Trees



This group assignment will give you more practice using the structure rules and drawing simple trees. Each of you will draw 3 grammar trees and then make comments about your partners' trees.

Instructions:

Step 1

- Download the practice here: [Basic Grammar Tree Practice Questions 2](#)
- Decide with your group which questions you will do (Student 1, 2 or 3).
- Draw the trees for your questions. Be sure to include the number of the question.
- Scan your trees into 1 pdf file.
- Upload your file.

Step 2

- Click on **Peer Review** on the right.
- Look at your partners' trees and make comments on the file.
- Use the toolbar to draw or make comments.



Intermediate Grammar 2

Less-Controlled Practice

Module 14 - Passive		Complete All Items
Module Overview		
Module 14 - Passive Overview		
Learning Materials		
Module 14 - Introduction to Passive (video)		
Module 14 - Passive Strong & Weak Agents (video)		
Module 14 - Grammar Charts: Passive		
Activities		
★ Module 14 - Textbook Exercises	20 pts Submit	○
★ Module 14 - Some More Practice with Passive	Mark done	○
★ Module 14 - Passive and "Hachi"	20 pts Submit	○
★ Module 14 - Passive Group Practice	20 pts Submit	○
★ Lesson 14 - At the Movies!	20 pts Submit	○
★ Lesson 14 - Passive Review	33 pts Submit	○
★ Module 14 - Passive Assessment	75 pts Submit	○
★ Course Climate Survey	2 pts Submit	○

This is a graded discussion: 20 points possible

due -

★ Lesson 14 - At the Movies!

At The Movies!



Photo by [Jason Dent](#) on [Unsplash](#)

In this assignment, you will describe a movie that you are interested in.

Instructions:

Step 1

- Think of a movie that you like.
- Go to the movie database IMDB: [Click here to go the IMDB website](#).
- Look for information about the movie.
 - What is the movie about?
 - When was it made?
 - Who directed it?
 - Who are some of the main actors?
 - What is one interesting trivia fact about the movie?

Step 2

- In a paragraph, describe information about the movie. Be sure to use some passive sentences with strong and weak agents.
- In a second paragraph, talk about why you chose that movie. Why is it interesting to you?

Discussion

After you post your description, please reply to at least one of your classmates. You can talk about the movie, give suggestions for passive, or ask questions. You can reply by text or video.

Intermediate Grammar 2

Open Practice

Module 14 - Passive		Complete All Items
Module Overview		
Module 14 - Passive Overview		
Learning Materials		
Module 14 - Introduction to Passive (video)		
Module 14 - Passive Strong & Weak Agents (video)		
Module 14 - Grammar Charts: Passive		
Activities		
★ Module 14 - Textbook Exercises 20 pts Submit		○
★ Module 14 - Some More Practice with Passive Mark done		○
★ Module 14 - Passive and "Hachi" 20 pts Submit		○
★ Module 14 - Passive Group Practice 20 pts Submit		○
★ Lesson 14 - At the Movies! 20 pts Submit		○
★ Lesson 14 - Passive Review 35 pts Submit		○
★ Module 14 - Passive Assessment 75 pts Submit		○
★ Course Climate Survey 2 pts Submit		○

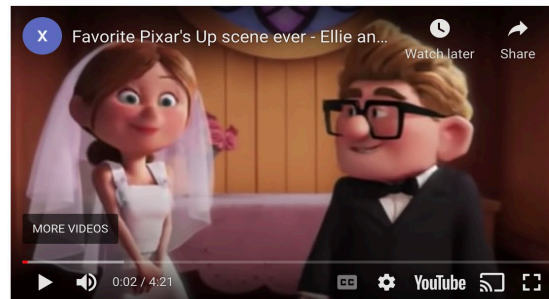
★ Lesson 5 - Articles and "Up"

🗨️ Article Practice with "Up"

This assignment will give you some practice using articles and generalizations in your writing. After you have completed the textbook assignment and the exercise analysis discussion, complete this paragraph assignment.

Instructions:

- Watch the short clip from the movie *UP*.



- Then **choose ONE scene** from the movie.
- Describe the scene with as much detail as you can. Use at 7-10 sentences.
- When you write, think about the nouns you are using and the articles that go with those nouns.
- Write your paragraph by hand on paper.
- Please write neatly by hand. Do not type.
- You can work together with your classmates and discuss the movie, but you must write your own paragraph without help.
- Take a picture of your paragraph.
- Click reply and then add your picture to your post.

🗨️ Discussion

Please reply to at least one of your classmates. You can talk about the story, give suggestions for articles and generalizations or ask questions. You can reply by text or video.

📊 Grading Criteria

**Growing
Online
Learning**



Questions

**Growing
Online
Learning**



Thank you!